

I. Key Highlights

- ◆ A total of **2,807,628 (94 %)** individuals 6 months and above have been vaccinated in the 22 most recently vaccinated districts as of 01 September 2016, 15 districts out of 22 achieved 90% or more of vaccination coverage. 4 districts achieved between 80-90%. Three districts did not reach 80% coverage and the vaccination campaign was extended there for another one week : Dirico, Namacunde and Sumbe
- ◆ Currently the IM System is supporting the Ministry of Health in the preparation of the upcoming campaign in 21 districts in 12 provinces. The total population targeted in this new phase is 3,189,392 and requires 3,986,019 doses of vaccines. Is expected the arrival of 1.98 M doses from the last request approved by ICG. The ICG did not communicate yet the date of shipment but is already on process.
- ◆ The preparation of the coverage survey is ongoing.

II. Epidemiological Situation as of 01 September 2016

⇒ **Week 35 statistics (26 August to 1 September 2016):**

- Of **24** suspected cases reported, all of them were tested by the National Laboratory. None of them was positive for yellow fever
- **One(1)** death was reported among the suspected cases during this period.
- Eighteen (18) districts in 8 provinces reported suspected cases of yellow fever. No district reported new confirmed case or local transmission.

⇒ **Cumulative statistics since 05 December 2015:**

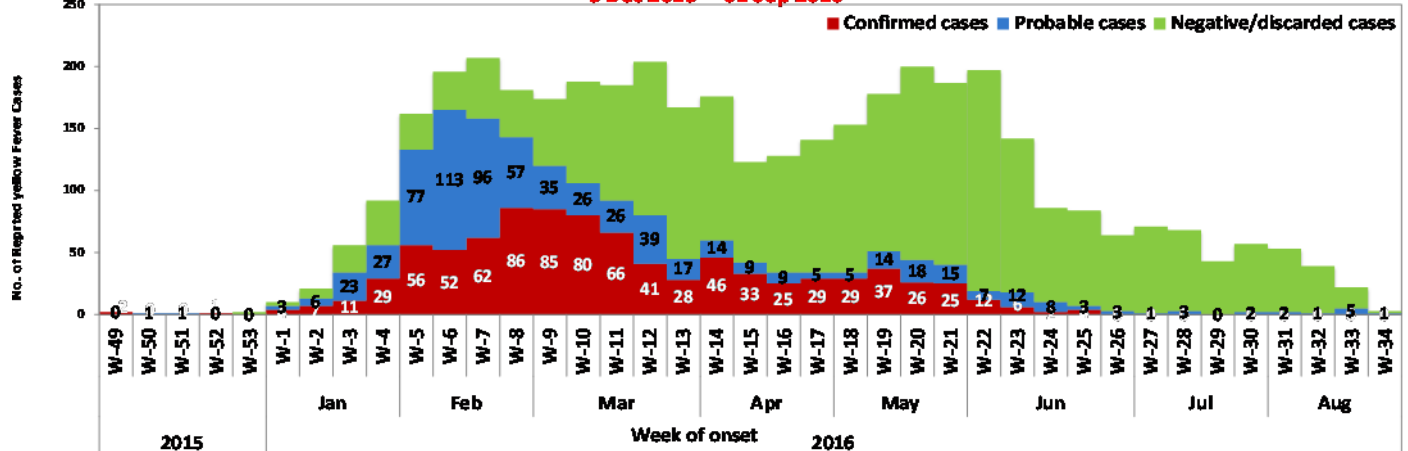
- A total of **884 laboratory confirmed cases** have been reported out of **4065** suspected cases and **3540** laboratory samples tested
- Overall, **372 (CFR = 9.2%)** deaths were reported among suspected cases and **121 (CFR 13.7%)** among confirmed cases
- Laboratory confirmed cases have been reported for **16** out of **18** provinces in **80** out of **134** districts.
- The last confirmed cases had a date of onset on 23 June 2016. There were 02 from Cuanhama in Cunene province, and 01 case from Cambambe in Cuanza Norte province
- Vaccination campaigns have been completed in 73 municipalities, with a cumulative number of people vaccinated of 15,962,052 (65% of Angola's population)*

Table 1: National Summary of Yellow Fever Outbreak

Yellow Fever Outbreak Summary 26 Aug — 01 Sep 2016, (W35)	
Reported cases	24
Samples tested	24
Confirmed cases	0
Total Deaths	1
Total provinces that reported cases	8
New provinces with confirmed cases	0
Total districts with reported cases	18
New districts with confirmed cases	0
New districts with documented local transmission	0
Yellow Fever Outbreak Summary from 5 Dec 2015— 01 Sep 2016	
Total cases reported to central level	4,065
Total Samples Tested	3,540
Total confirmed cases	884
Total deaths	372
Total deaths among confirmed cases	121
Total provinces that have reported cases	18
Total provinces with confirmed cases	16
Total districts that have reported cases	134
Total districts with confirmed cases	80
Total provinces with documented local transmission	12
Total districts with documented local transmission	45
Total number of provinces in Angola	18
Total number of districts in Angola	166

Fig.1. Yellow Fever Suspected and Confirmed Cases - Angola

5 Dec 2015— 01 Sep 2016



Source: MoH, Angola

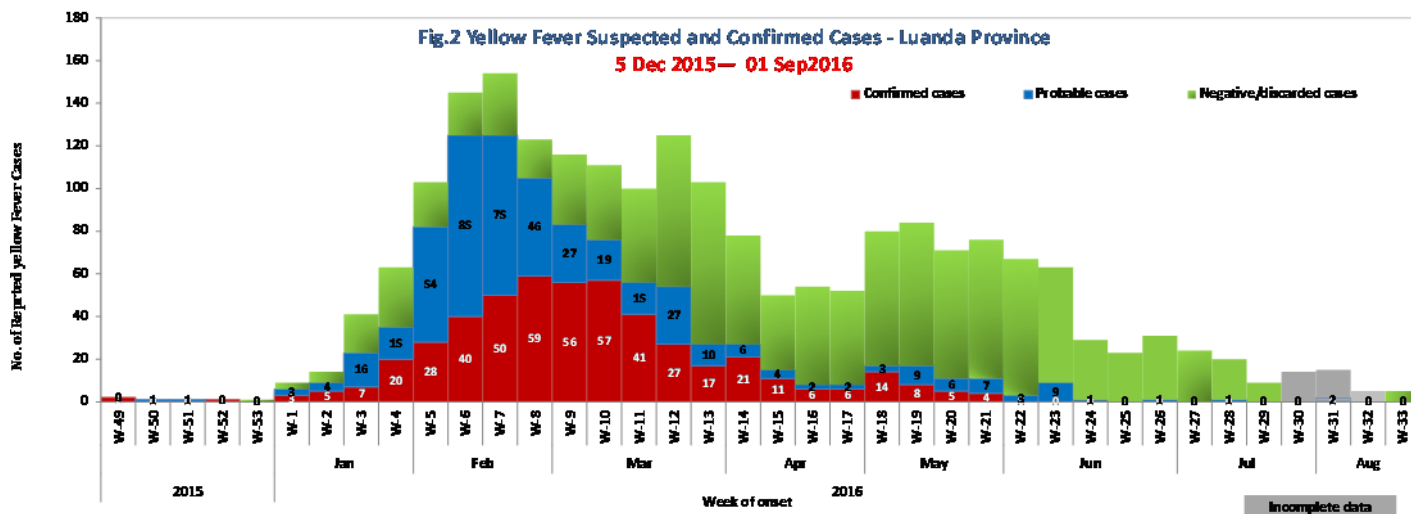


Fig.3 Yellow Fever Suspected and Confirmed Cases - Huambo province
 5 Dec 2015— 01 Sep, 2016

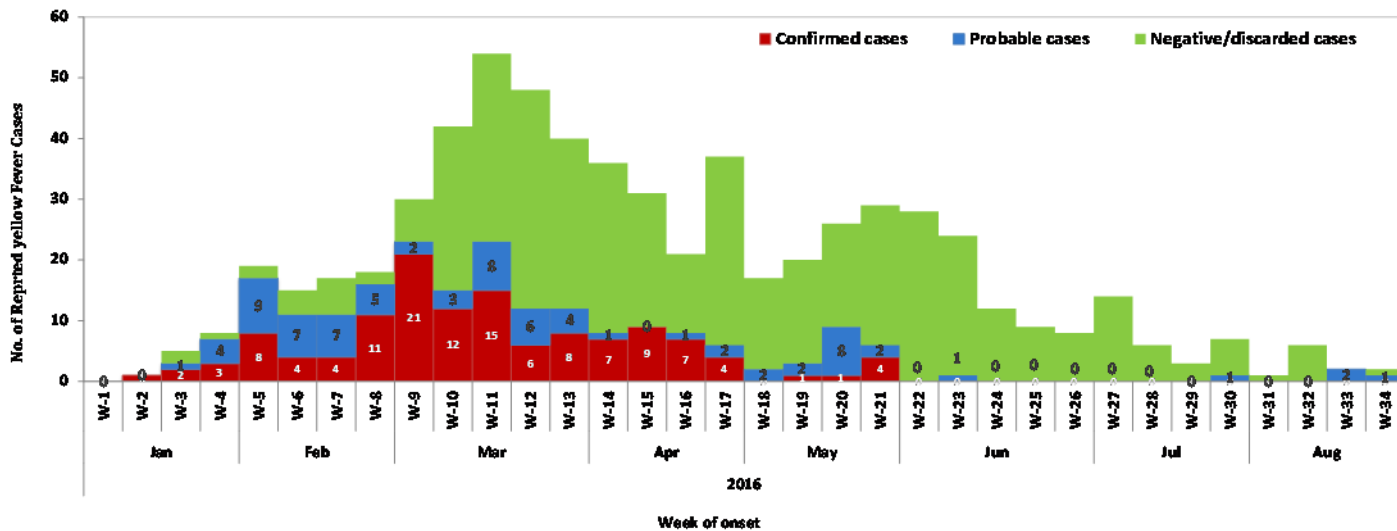
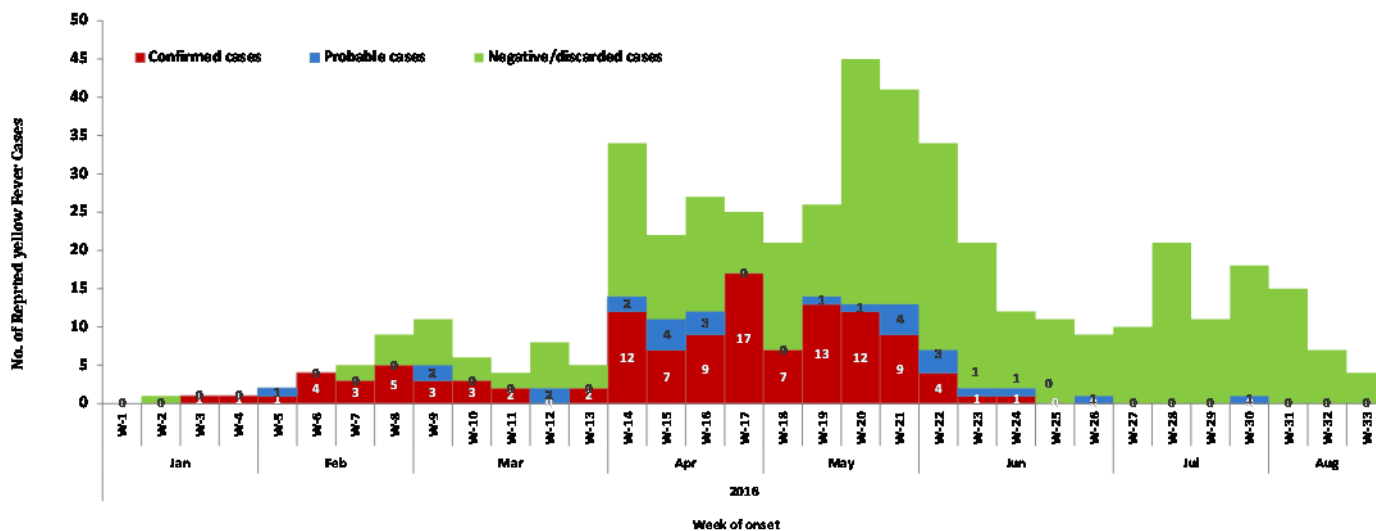


Fig.4 Yellow Fever Suspected and Confirmed Cases - Benguela province
 5 Dec 2015— 01 Sep 2016



YELLOW FEVER OUTBREAK WEEKLY SITUATION REPORT, INCIDENT MANAGEMENT TEAM—ANGOLA

Fig.5: Districts with confirmed cases/high risk of yellow fever and already Vaccinated Districts (Green) in Angola, 5 Dec 2015— 25 Aug 2016

Table 2. Provinces with Yellow Fever Laboratory Confirmation up to 01 Sep, 2016

Province	Cumulative (5 Dec 2015— 25 Aug 2016)					Discarded, Lab with Vacc. History
	Notified Cases	Tested		Confirmed		
		No	%	No	%	
LUANDA	2063	1701	82	488	24	126
HUAMBO	636	579	91	128	20	28
BENGUELA	471	452	96	117	25	23
HUILA	148	100	68	33	22	1
LUNDA NORTE	76	75	99	26	34	1
CUANZA SUL	166	162	98	16	10	0
CUNENE	78	77	99	16	21	1
BIE	40	38	95	16	40	0
CUANZA NORTE	91	81	89	11	12	1
UIGE	96	93	97	9	9	0
MALANGE	34	33	97	7	21	0
BENGO	28	27	96	7	25	0
ZAIRE	44	36	82	6	14	0
NAMIBE	14	14	100	2	14	0
CABINDA	46	40	87	1	2	0
CUANDO CUBANGO	9	8	89	1	11	0
LUNDA SUL	14	13	93	0	0	1
MOXICO	11	11	100	0	0	0
TOTAL	4065	3540	87	884	22	182

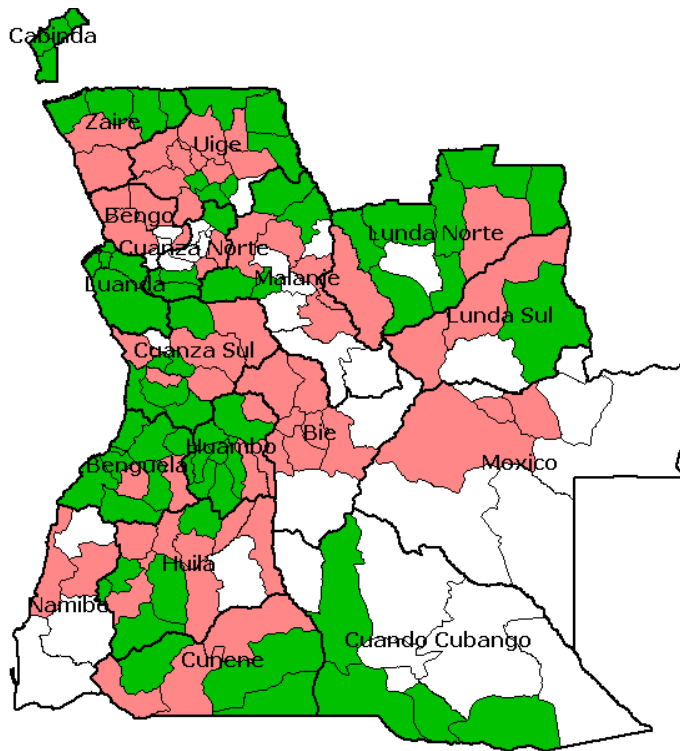
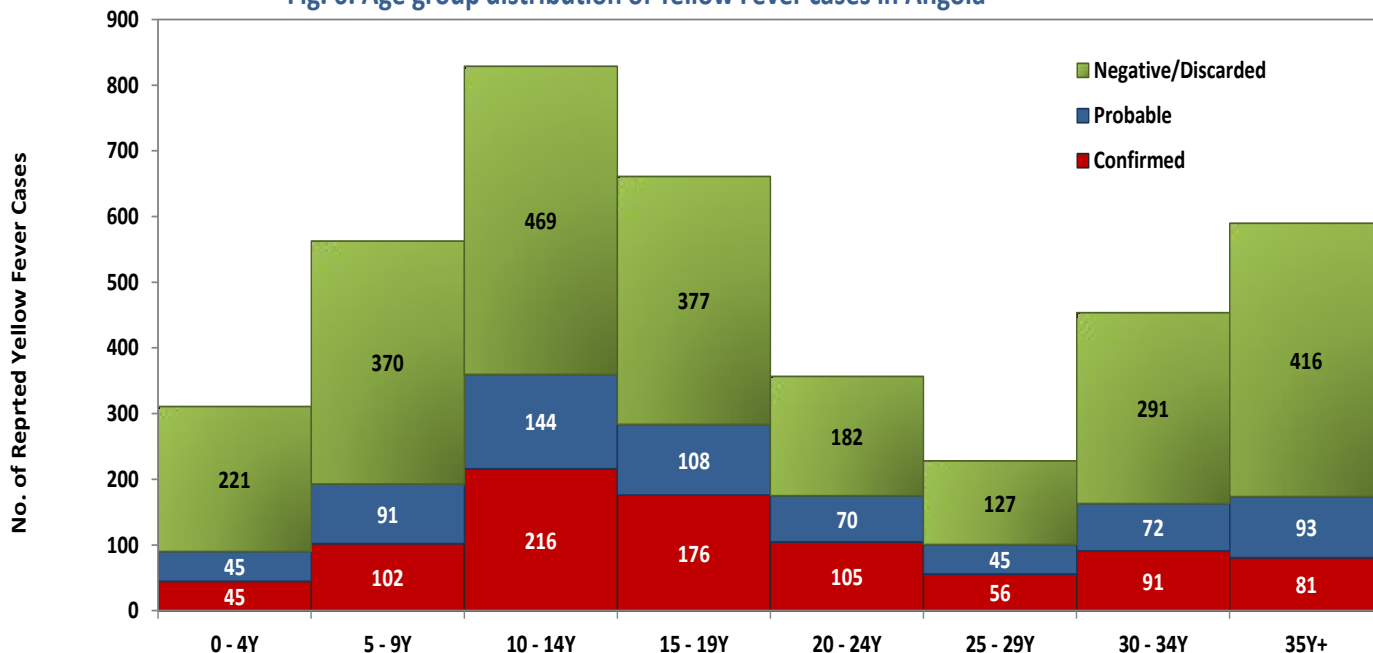


Fig. 6. Age group distribution of Yellow Fever cases in Angola



YELLOW FEVER OUTBREAK WEEKLY SITUATION REPORT, INCIDENT MANAGEMENT TEAM—ANGOLA

Table 3.1: Yellow Fever Reported and Confirmed Cases per Angola Provinces and Districts, 2016; 5 Dec 2015— 01 Sep 2016

Province	Cases notified during the period (26 Aug — 01 Sep 2016)			Cumulative Cases (5 Dec 2015 — 01 Sep 2016)			Documented Local Transmission	Date of onset first confirmed case	Date of onset of last confirmed case	Date of onset of first suspected case*	Date of onset of last suspected case*	Date of Notification of last suspected case*	Date of last report at central level	Average days of reporting delay	Days since last case reported to central level	
	Reported	Confirmed	Deaths	Reported	Confirmed	Deaths										
Belas	0	0	0	241	54	26	Y	15/01/16	26/05/16	10/01/16	10/08/16	23/08/16	24/08/16	3	8	
Cacuaco	0	0	0	242	78	22	Y	28/01/16	12/05/16	28/01/16	07/08/16	08/08/16	19/08/16	2	13	
Cazenga	0	0	0	457	109	34	Y	18/01/16	27/05/16	18/01/16	16/08/16	23/08/16	24/08/16	2	8	
Icolo e bengo	0	0	0	7	1	0	Y	08/03/16	08/03/16	18/01/16	16/06/16	20/06/16	21/06/16	3	72	
Ingombota	0	0	0	18	4	0	Y	01/02/16	15/03/16	01/02/16	27/06/16	04/07/16	15/07/16	2	48	
Kilamba kixai	0	0	0	273	68	20	Y	06/12/15	18/05/16	06/12/15	19/08/16	24/08/16	24/08/16	3	8	
Maianga	0	0	0	125	28	11	Y	08/02/16	26/05/16	12/01/16	12/08/16	18/08/16	19/08/16	2	13	
Quissama	0	0	0	1	1	0	N	24/04/16	24/04/16	24/04/16	24/04/16	26/04/16	27/04/16	1	127	
Rangel	0	0	0	47	14	2	Y	29/01/16	02/05/16	10/01/16	26/07/16	02/08/16	19/08/16	3	13	
Samba	0	0	0	26	5	2	Y	10/02/16	11/05/16	09/01/16	04/08/16	10/08/16	12/08/16	2	20	
Sambizanga	0	0	0	102	31	13	Y	23/01/16	21/05/16	23/01/16	06/08/16	15/08/16	18/08/16	4	14	
Viana	1	0	0	524	95	86	Y	05/12/15	14/05/16	05/12/15	13/08/16	26/08/16	26/08/16	2	6	
LUANDA	1	0	0	2063	488	216	Y	05/12/15	27/05/16	05/12/15	19/08/16	26/08/16	26/08/16	2	6	
Ambriz	0	0	0	4	1	0	N	04/04/16	04/04/16	04/04/16	20/06/16	24/06/16	30/06/16	4	63	
Bula Atumba	0	0	0	1	0	0	N			07/03/16	07/03/16	11/03/16	14/03/16	3	171	
Dande	0	0	0	16	6	1	N	05/02/16	19/05/16	05/02/16	19/07/16	02/08/16	03/08/16	6	29	
Nambuanguo	0	0	0	7	0	0	N				23/03/16	15/06/16	01/07/16	12/07/16	8	51
BENGO	0	0	0	28	7	1	N	05/02/16	19/05/16	05/02/16	19/07/16	02/08/16	03/08/16	6	29	
Baia Farta	0	0	0	26	10	5	Y	08/04/16	01/06/16	07/04/16	06/08/16	11/08/16	18/08/16	7	14	
Balombo	0	0	0	30	8	2	Y	22/04/16	30/05/16	14/04/16	30/05/16	02/06/16	10/06/16	10	83	
Benguela	3	0	1	235	63	22	Y	15/02/16	13/06/16	15/02/16	15/08/16	24/08/16	27/08/16	8	5	
Bocelo	0	0	0	6	1	0	N	02/05/16	02/05/16	08/04/16	20/06/16	04/07/16	14/07/16	8	49	
Caimbambo	0	0	0	6	1	0	N	26/02/16	26/02/16	26/02/16	26/06/16	30/06/16	14/07/16	6	49	
Catumbela	1	0	0	48	8	2	Y	15/04/16	26/05/16	21/02/16	17/08/16	23/08/16	27/08/16	9	5	
Chongoroi	0	0	0	6	5	1	Y	26/02/16	25/05/16	26/02/16	25/05/16	30/05/16	05/06/16	6	88	
Cubal	0	0	0	10	4	1	Y	05/02/16	03/06/16	16/01/16	01/08/16	15/08/16	18/08/16	6	14	
Ganda	1	0	0	10	3	0	N	10/02/16	28/02/16	10/02/16	20/08/16	26/08/16	30/08/16	7	2	
Lobito	0	0	0	94	14	6	Y	22/01/16	19/05/16	22/01/16	12/08/16	17/08/16	24/08/16	8	8	
BENGUELA	5	0	1	471	117	39	Y	22/01/16	13/06/16	16/01/16	20/08/16	26/08/16	30/08/16	8	2	
Andulo	0	0	0	17	6	1	N	14/02/16	27/03/16	14/02/16	09/08/16	17/08/16	22/08/16	7	10	
Camacupa	1	0	0	4	1	0	N	19/03/16	19/03/16	19/03/16	17/08/16	23/08/16	28/08/16	5	4	
Catabola	0	0	0	2	0	0	N			29/05/16	10/06/16	14/06/16	20/06/16	4	73	
Chinguar	0	0	0	7	3	0	N	02/02/16	22/05/16	30/01/16	24/06/16	29/06/16	04/07/16	6	59	
Cuito	1	0	0	6	4	1	N	30/01/16	18/04/16	30/01/16	20/08/16	23/08/16	28/08/16	6	4	
Cunhinga	0	0	0	3	1	0	N	01/03/16	01/03/16	28/02/16	09/04/16	10/04/16	18/04/16	7	136	
Nharea	0	0	0	1	1	0	N	22/02/16	22/02/16	22/02/16	22/02/16	10/03/16	04/03/16	11	181	
BIE	2	0	0	40	16	2	N	30/01/16	22/05/16	30/01/16	20/08/16	23/08/16	28/08/16	6	4	
Belize	0	0	0	1	0	0	N			24/05/16	24/05/16	06/06/16	10/06/16	4	83	
Buco Zau	0	0	0	1	0	0	N			20/01/16	20/01/16	30/01/16	30/01/16	0	215	
Cabinda	0	0	0	44	1	1	N	25/01/16	25/01/16	01/01/16	13/07/16	26/07/16	08/08/16	7	24	
CABINDA	0	0	0	46	1	1	N	25/01/16	25/01/16	01/01/16	13/07/16	26/07/16	08/08/16	7	24	
Menongue	0	0	0	9	1	1	Y	18/04/16	18/04/16	15/02/16	28/06/16	05/07/16	12/07/16	7	51	
CUANDO CUBANGO	0	0	0	9	1	1	Y	18/04/16	18/04/16	15/02/16	28/06/16	05/07/16	12/07/16	7	51	
Ambaca	0	0	0	37	2	0	N	21/03/16	10/06/16	03/02/16	20/07/16	15/08/16	19/08/16	11	13	
Cambambe	0	0	0	11	1	1	Y	23/06/16	23/06/16	12/02/16	07/08/16	11/08/16	16/08/16	9	16	
Cazengo	0	0	0	38	8	9	Y	23/02/16	14/06/16	28/01/16	01/08/16	02/08/16	12/08/16	17	20	
Lucala	0	0	0	4	0	0	N			09/02/16	28/07/16	04/08/16	06/08/16	17	26	
Samba Caju	0	0	0	1	0	0	N			19/05/16	19/05/16	09/06/16	09/06/16	0	84	
CUANZA NORTE	0	0	0	91	11	10	Y	23/02/16	23/06/16	28/01/16	07/08/16	15/08/16	19/08/16	14	13	
Amboim	1	0	0	15	2	1	Y	23/01/16	05/04/16	23/01/16	27/07/16	03/08/16	26/08/16	6	6	
Cassongue	0	0	0	4	2	0	Y	02/02/16	02/02/16	02/02/16	15/06/16	17/06/16	25/06/16	13	68	
Cela	0	0	0	7	1	0	N	04/02/16	04/02/16	04/02/16	14/04/16	21/04/16	26/04/16	5	128	
Conda	1	0	0	10	0	0	N			24/04/16	15/08/16	18/08/16	26/08/16	6	6	
Ebo	1	0	0	53	4	1	Y	17/01/16	16/04/16	17/01/16	20/08/16	22/08/16	26/08/16	7	6	
Libolo	0	0	0	5	1	1	Y	05/04/16	05/04/16	05/02/16	09/08/16	12/08/16	19/08/16	6	13	
Mussende	0	0	0	2	0	0	N			26/02/16	10/04/16	28/04/16	28/04/16	4	126	
Porto amboim	0	0	0	15	0	2	N			03/02/16	09/08/16	09/08/16	23/08/16	4	9	
Quibala	0	0	0	4	0	0	N			27/03/16	31/07/16	03/08/16	06/08/16	8	26	
Quilenda	1	0	0	10	0	0	N			23/04/16	11/08/16	16/08/16	26/08/16	6	6	
Seles	0	0	0	23	5	2	Y	05/02/16	11/05/16	05/02/16	16/07/16	19/07/16	24/07/16	6	39	
Sumbe	2	0	0	18	1	2	Y	02/03/16	02/03/16	07/02/16	18/08/16	22/08/16	26/08/16	4	6	
CUANZA SUL	6	0	0	166	16	9	Y	02/03/16	11/05/16	17/01/16	20/08/16	22/08/16	26/08/16	6	6	
Cahama	0	0	0	21	5	0	Y	28/02/16	13/05/16	28/02/16	10/07/16	17/07/16	09/08/16	12	23	
Cuanhama	1	0	0	34	6	2	Y	24/02/16	23/06/16	03/02/16	18/08/16	18/08/16	01/09/16	16	0	
Curoca	0	0	0	3	0	0	N			06/03/16	01/05/16	02/05/16	25/05/16	12	99	
Cuvelai	0	0	0	4	0	0	N			02/04/16	03/08/16	09/08/16	15/08/16	8	17	
Namacunde	2	0	0	3	0	0	N			13/07/16	19/08/16	19/08/16	01/09/16	24	0	
Ombadja	0	0	0	13	5	1	N	01/02/16	17/04/16	01/02/16	08/07/16	12/07/16	21/07/16	7	42	
CUNENE	3	0	0	78	16	3	Y	01/02/16	23/06/16	01/02/16	19/08/16	21/08/16	01/09/16	12	0	

YELLOW FEVER OUTBREAK WEEKLY SITUATION REPORT, INCIDENT MANAGEMENT TEAM—ANGOLA

Table 3.2: Yellow Fever Reported and Confirmed Cases per Angola Provinces and Districts, 2016; 5 Dec 2015— 01 Sept 2016

Bailundo	1	0	0	118	11	4	Y	05/02/16	24/03/16	01/02/16	25/08/16	29/08/16	31/08/16	5	1	161
Caála	0	0	0	96	25	7	Y	28/01/16	16/05/16	21/01/16	24/07/16	02/08/16	06/08/16	4	26	108
Catchungo	0	0	0	34	2	0	N	18/03/16	29/04/16	07/03/16	14/07/16	18/07/16	24/07/16	5	39	125
Ecinha	0	0	0	71	21	4	Y	17/01/16	24/05/16	17/01/16	28/05/16	28/05/16	01/06/16	4	92	100
Huambo	1	0	0	189	42	12	Y	20/01/16	29/05/16	20/01/16	14/08/16	25/08/16	30/08/16	4	2	95
Londumbale	0	0	0	42	7	7	Y	17/02/16	27/04/16	20/01/16	08/08/16	10/08/16	20/08/16	5	12	127
Longonjo	0	0	0	25	10	4	N	09/02/16	15/04/16	09/02/16	11/07/16	12/07/16	18/07/16	7	45	139
Mungo	0	0	0	19	2	2	N	06/02/16	01/03/16	31/01/16	29/07/16	01/08/16	04/08/16	5	28	184
Tchikala tchlohanga	1	0	0	16	3	0	N	16/03/16	07/04/16	15/03/16	23/08/16	24/08/16	27/08/16	4	5	147
Tchinjenje	1	0	0	9	1	0	N	01/04/16	01/04/16	24/03/16	20/08/16	22/08/16	27/08/16	5	5	153
Ukuma	0	0	0	17	4	4	Y	22/02/16	19/04/16	22/02/16	10/06/16	17/06/16	21/06/16	4	72	135
HUAMBO	4	0	0	636	128	44	Y	17/01/16	29/05/16	17/01/16	25/08/16	29/08/16	31/08/16	5	1	95
Caconda	0	0	0	29	10	4	Y	05/01/16	30/03/16	05/01/16	18/07/16	23/07/16	29/07/16	11	34	155
Caçula	0	0	0	8	4	1	N	23/02/16	15/05/16	15/02/16	19/05/16	19/05/16	28/05/16	6	96	109
Caluquembe	0	0	0	11	2	6	N	04/03/16	21/03/16	13/01/16	28/05/16	04/06/16	11/06/16	4	82	164
Chibia	0	0	0	2	1	0	N	08/02/16	08/02/16	04/02/16	08/02/16	18/02/16	22/02/16	5	192	206
Chicomba	0	0	0	11	1	0	N	02/02/16	02/02/16	02/02/16	21/05/16	27/05/16	01/06/16	5	92	212
Chipindo	0	0	0	2	0	1	N			09/04/16	21/05/16	30/05/16	11/06/16	8	82	
Cuvango	0	0	0	4	0	0	N			09/04/16	05/08/16	10/08/16	18/08/16	5	14	
Gambos	0	0	0	5	1	1	N	24/02/16	24/02/16	10/02/16	24/02/16	06/03/16	11/03/16	4	174	190
Humpata	0	0	0	11	2	0	Y	22/03/16	28/04/16	09/02/16	30/04/16	06/05/16	11/05/16	5	113	126
Jamba	0	0	0	3	0	0	N			03/08/16	09/08/16	10/08/16	17/08/16	6		
Lubango	0	0	0	19	5	4	N	30/01/16	01/06/16	25/01/16	01/07/16	09/07/16	20/07/16	6	43	92
Matala	0	0	0	2	0	1	N			26/01/16	07/03/16	14/03/16	21/03/16	4	164	
Quilengues	0	0	0	10	4	2	N	21/02/16	10/03/16	13/02/16	10/03/16	19/03/16	19/03/16	1	166	175
Quiquingo	0	0	0	31	3	3	Y	02/02/16	05/02/16	28/01/16	20/05/16	29/05/16	03/06/16	5	90	209
HUILA	0	0	0	148	33	23	Y	05/01/16	01/06/16	05/01/16	09/08/16	10/08/16	18/08/16	6	14	92
Cambulo	0	0	0	5	0	0	N			08/03/16	31/07/16	03/08/16	15/08/16	15	17	
Capenda Camulemba	0	0	0	7	0	0	N			05/06/16	16/06/16	20/06/16	27/06/16	6		
Chitato	0	0	0	26	1	1	N	08/05/16	08/05/16	31/03/16	13/07/16	15/07/16	24/07/16	11	39	116
Cuango	0	0	0	32	24	8	Y	02/05/16	06/06/16	02/05/16	06/06/16	11/06/16	17/06/16	7	76	87
Cuiló	0	0	0	1	1	0	N	20/05/16	20/05/16	20/05/16	20/05/16	05/06/16	10/06/16	9		104
Lucapa	0	0	0	2	0	0	N			11/04/16	28/06/16	18/07/16	30/07/16	19	33	
Xa Muteba	0	0	0	3	0	0	N			10/02/16	29/05/16	08/06/16	13/06/16	20	80	
LUNDA NORTE	0	0	0	76	26	9	Y	02/05/16	06/06/16	10/02/16	31/07/16	03/08/16	15/08/16	10	17	87
Carcoló	0	0	0	3	0	0	N			26/05/16	16/07/16	23/07/16	25/07/16	3		
Muconda	0	0	0	3	0	0	N			22/05/16	21/07/16	23/07/16	27/07/16	4	36	
Saurimo	0	0	0	8	0	0	N			07/03/16	07/08/16	10/08/16	12/08/16	3	20	
LUNDA SUL	0	0	0	14	0	0	N			07/03/16	07/08/16	10/08/16	12/08/16	3	20	
Cacuso	0	0	0	5	2	0	Y	21/04/16	09/06/16	10/03/16	10/06/16	20/06/16	26/06/16	9	67	84
Calombo	0	0	0	1	1	1	N	20/03/16	20/03/16	20/03/16	20/03/16	22/03/16	31/03/16	9	154	165
Calandula	0	0	0	4	0	1	N			03/03/16	30/05/16	31/05/16	06/06/16	5	87	
Cambundi Catembo	0	0	0	1	0	1	N			15/05/16	15/05/16	23/05/16	28/05/16	5	96	
Cangandala	0	0	0	2	0	0	N			10/07/16	20/07/16	05/08/16	12/08/16	7		
Cunda Dia Baze	0	0	0	1	0	0	N			11/08/16	11/08/16	14/08/16	19/08/16	6		
Luquembo	0	0	0	2	0	0	N			25/07/16	29/07/16	08/08/16	12/08/16	6		
Malange	0	0	0	15	3	0	Y	21/02/16	19/05/16	09/02/16	13/07/16	19/07/16	21/07/16	4	42	105
Marimba	0	0	0	1	0	0	N			06/06/16	06/06/16	30/06/16	30/06/16	0	63	
Massango	1	0	0	1	0	0	N			17/08/16	17/08/16	22/08/16	29/08/16			
Quela	0	0	0	1	1	0	N	07/05/16	07/05/16	07/05/16	07/05/16	14/05/16	18/05/16	4	106	117
MALANGE	1	0	0	34	7	3	Y	21/02/16	09/06/16	09/02/16	17/08/16	22/08/16	29/08/16	5	3	84
Alto Zambeze	1	0	0	1	0	0	N			14/08/16	14/08/16	18/08/16	27/08/16	5	5	
Camanongue	1	0	0	2	0	0	N			14/08/16	23/08/16	25/08/16	27/08/16	5	5	
Cameia	0	0	0	5	0	0	N			08/04/16	04/08/16	05/08/16	22/08/16	7	10	
Leua	0	0	0	1	0	0	N			26/04/16	26/04/16	02/05/16	07/05/16	5	117	
Moxico	0	0	0	2	0	0	N			02/04/16	09/05/16	16/05/16	19/05/16	2	105	
MOXICO	2	0	0	11	0	0	N			02/04/16	23/08/16	25/08/16	27/08/16	5	5	
Bitala	0	0	0	1	0	0	N			02/06/16	02/06/16	09/06/16	16/06/16	7	77	
Namibe	0	0	0	13	2	1	N	17/04/16	14/05/16	07/03/16	16/06/16	24/06/16	05/07/16	5	58	110
NAMIBE	0	0	0	14	2	1	N	17/04/16	14/05/16	07/03/16	16/06/16	24/06/16	05/07/16	6	58	110
Ambuíla	0	0	0	5	0	0	N			02/05/16	02/06/16	12/06/16	17/06/16	5	76	
Bembe	0	0	0	4	0	0	N			15/05/16	20/07/16	23/07/16	03/08/16	7	29	
Buengas	0	0	0	2	0	0	N			30/04/16	16/07/16	28/07/16	07/08/16	7	25	
Bungo	0	0	0	1	0	0	N			21/02/16	21/02/16	17/03/16	20/03/16	3	165	
Damba	0	0	0	13	0	0	N			30/03/16	14/08/16	18/08/16	25/08/16	6	7	
Maquela do zombo	0	0	0	1	0	1	N			16/02/16	16/02/16	22/02/16	22/02/16	0	192	
Milungo	0	0	0	6	0	0	N			29/06/16	13/08/16	16/08/16	25/08/16	13		
Mucaba	0	0	0	1	0	0	N			12/05/16	12/05/16	17/05/16	21/05/16	4	103	
Negage	0	0	0	18	3	0	Y	03/02/16	15/05/16	03/02/16	04/08/16	07/08/16	19/08/16	4	13	109
Puri	0	0	0	2	1	0	N	10/05/16	10/05/16	10/05/16	16/06/16	27/06/16	05/07/16	6	58	114
Quimbele	0	0	0	5	0	0	N			02/03/16	08/07/16	12/07/16	18/07/16	5	45	
Quitexe	0	0	0	2	0	0	N			19/04/16	13/07/16	18/07/16	22/07/16	7	41	
Sanza pombo	0	0	0	3	0	0	N			03/05/16	26/06/16	09/07/16	16/07/16	7	47	
Songo	0	0	0	4	0	0	N			27/05/16	14/08/16	19/08/16	25/08/16	4	7	
Uíge	0	0	0	29	5	4	Y	02/02/16	08/05/16	15/01/16	21/07/16	28/07/16	03/08/16	5	29	116
UÍGE	0	0	0	96	9	5	Y	02/02/16	15/05/16	15/01/16	14/08/16	19/08/16	25/08/16	5	7	109
Cuibamba	0	0	0	2	1	2	N	24/03/16	24/03/16	24/03/16	27/03/16	31/03/16	19/04/16	11	135	161
Mbanza congo	0	0	0	14	0	0	N			06/02/16	11/08/16	18/08/16	22/08/16	11	10	
Noqui	0	0	0	3	0	0	N			19/02/16	29/07/16	04/08/16	10/08/16	23	22	
Nzeto	0	0	0	2	1	0	N	05/02/16	05/02/16	05/02/16	08/02/16	12/02/16	02/03/16	10	183	209
Soyo	0	0	0	21	4	3	Y	10/02/16	22/06/16	10/02/16	09/07/16	12/07/16	20/07/16	4	43	71
Tomboco	0	0	0	2	0	0	N			16/06/16	16/06/16	20/06/16	27/06/16	4	66	
ZAIRE																

YELLOW FEVER OUTBREAK WEEKLY SITUATION REPORT, INCIDENT MANAGEMENT TEAM—ANGOLA

Table 4. Distribution of Yellow Fever Vaccination Coverage in Angola as of 01 Sep 2016

Province	Target population	Launching date	Population vaccinated	Administrative coverage (%)
Belas	1,071,662	19-Feb-16	1,292,404	121%
Cacuaco	887,829	29-Feb-16	776,075	87%
Cazenga	867,659	29-Feb-16	825,793	95%
Icolo e Bengo	75,103	28-Mar-16	46,309	62%
Ingombota	89,556	24-Mar-16	65,083	73%
K. Kiaxi	640,006	10-Mar-16	241,812	38%
Maianga	660,884	14-Mar-16	489,998	74%
Quissama	25,240	28-Mar-16	15,572	62%
Rangel	136,031	28-Mar-16	48,021	35%
Samba	160,174	24-Mar-16	58,535	37%
Sambizanga	433,970	20-Mar-16	146,149	34%
Viana	1,535,102	02-Feb-16	2,130,549	139%
Luanda	6,583,216		6,136,300	93%
Baia Farta	103,623	16-May-16	105,116	101%
Balombo	99,932	16-May-16	101,700	102%
Benguela	598,902	12-Apr-16	563,250	94%
Bocoio	155,397	30-Jun-16	138,747	89%
Catumbela	173,601	13-Apr-16	188,421	109%
Chongoroi	81,977	30-Jun-16	85,175	104%
Cubal	289,703	16-May-16	297,264	103%
Lobito	335,601	13-Apr-16	356,144	106%
Benguela	1,838,736		1,835,817	100%
Belize	19,574	17-ago-16	21,780	111%
Buco Zau	34,051	17-ago-16	32,629	96%
Cabinda	601,892	17-ago-16	580,962	97%
Cacongo	37,004	17-ago-16	38,877	105%
Cabinda	692,521		674,248	97%
Menongue	308,509	17-ago-16	331,991	108%
Calai	20,266	08-ago-16	16,973	84%
Dirico	14,691	08-ago-16	7,474	51%
Cuangar	27,503	08-ago-16	23,339	85%
Cuango Cubango	370,969		379,777	102%
Cazengo	166,860	30-Jun-16	142,561	85%
Cambambe	89,498	17-ago-16	74,639	83%
Cuanza Norte	317,567		217,200	68%
Amboim	236,339	16-May-16	228,060	96%
Cassongue	145,579	16-May-16	135,907	93%
Ebo	159,024	16-May-16	159,495	100%
Libolo	85,630	16-May-16	88,897	104%
Seles	176,058	16-May-16	170,883	97%
Sumbe	269,341	17-ago-16	190,012	71%
Cuanza Sul	1,341,312		973,254	73%
Cahama	69,519	22-Jun-16	65,132	94%
Cuanhama	362,710	22-Jun-16	329,772	91%
Namacunde	144,624	17-ago-16	79,264	55%
Cunene	576,853		474,168	82%
Bailundo	283,887	16-May-16	270,735	95%
Caala	268,734	13-Apr-16	222,811	83%
Ekunha	79,334	16-May-16	75,022	95%
Huambo	689,301	13-Apr-16	558,150	81%
Londuimbali	125,214	02-Jul-16	114,709	92%
Longonjo	87,329	02-Jul-16	88,892	102%
Ukuma	42,950	16-May-16	47,348	110%
Tchinjenje	28,371	17-ago-16	28,909	102%
Huambo	1,605,120		1,406,576	88%
Caconda	160,892	16-May-16	167,102	104%
Gambos	76,456	29-Jun-16	81,982	107%
Humpata	83,267	28-Jun-16	83,731	101%
Lubango	736,077	17-ago-16	737,475	100%
Quipungo	147,818	16-May-16	168,781	114%
Huila	1,204,510		1,239,071	103%
Capenda Camulemba	54,098	02-Jul-16	46,528	86%
Caungula	27,266	02-Jul-16	20,967	77%
Cambulo	113,570	17-ago-16	100,868	89%
Chitato	196,869	11-Jun-16	203,794	104%
Cuango	174,429	04-Jun-16	187,504	107%
Cuilo	19,841	01-Jul-16	17,479	88%
Lunda Norte	586,073		577,140	98%
Muconda	35,469	17-ago-16	32,765	92%
Lunda Sul	35,469		32,765	92%
Cacuso	71,981	08-Jul-16	71,652	100%
Malange	489,867	14-Jul-16	396,547	81%
Marimba	27,241	17-ago-16	24,703	91%
Massango	32,811	17-ago-16	33,429	102%
Malange	621,900		526,331	85%
Maquela do Zombo	123,073	01-Jul-16	117,896	96%
Milunga	48,454	17-ago-16	48,306	100%
Negage	136,323	16-May-16	129,732	95%
Puri	35,710	23-Jun-16	36,137	101%
Quimbele	130,192	17-ago-16	138,419	106%
Uige	496,567	16-May-16	624,138	126%
Uige	970,319		1,094,628	113%
Cuimba	65,011	17-ago-16	58,235	90%
Mbanza Congo	174,920	17-ago-16	145,500	83%
Noqui	22,966	17-ago-16	22,505	98%
Soyo	219,536	16-Jun-16	168,537	77%
Zaire	482,433		394,777	82%
GRAND TOTAL	17,226,998		15,962,052	93%
	Currently Vaccinating			

III. Response Interventions

IM/Coordination

- ◆ Support to the vaccination campaign activities in logistics (vehicles) and active surveillance still being provided by WHO
- ◆ The coverage survey is expected to be developed by 20 September 2016. The protocol has already been presented to the National Institute of Statistics (INE) and is currently under their review for clearance
- ◆ IM system is preparing the technical assistance to provide support for surveillance and logistic to the next campaign including transport of personnel and cold chain equipment

Surveillance, Laboratory and Data management

- ◆ MOH issued a statement in regard to sustain all process of YF surveillance including activities and tools
- ◆ The IM team continue following the investigation of some cases of encephalitis of unknown aetiology reported in some hospitals in Luanda. Samples were sent to the Institute Pasteur Dakar and we are waiting for the laboratory results

Vaccination -

- ◆ Vaccination activities were extended in five districts after the last campaign period (15 to 26 of August). The final results in 22 districts shows: - a vaccination coverage of 94% of the total target population, 19/22 districts with more than 80%, fifteen of these with more than 90 % . However three districts need to continue the vaccination for one week to achieve at least 80%
- ◆ As of 01 September 2016 a total of 2,807,628 people (≥ 6 months age) have been vaccinated
- ◆ Angola has achieved an average of 95% of vaccination coverage of the targeted population in the districts that have/are already been vaccinated . There are 15,962,052 vaccinated people in the 73 districts where vaccination campaigns and other supplementary activities were developed
- ◆ The overall coverage countrywide represent around 63% of the ≥ 6 months age national population and vaccination campaigns in 89 districts are pending to be implemented
- ◆ The preparation of the next phase of vaccination campaign in twelve districts with 2,136,225 people as target population has already been initiated and there is a need of additional funds for operational costs

Logistics.-

- ◆ A team of 8 professional logisticians is ready to be deployed to support the next phase of the vaccination campaign in eight of ten provinces
- ◆ A total of 26 vehicles (WHO owned and hired vehicles) is needed to support the next campaign

Border Health

- ◆ Continued the weekly meetings with the Border Health/IHR MOH team
- ◆ Mapping and prioritization of Point of Entries identifying 6 of them in ports/airport pending to complete the land ones in eight provinces
- ◆ Multisectoral visits to the International Airport in Luanda and Luanda International Port to assess IHR (2005) core capacities will take place during the following two weeks. These visits will allow to assess the current SOPs for the Control of International Certificate of Yellow Fever Vaccination at Airports and Ports and will inform the action plan for capacity building/training on IHR (2005) core capacities for specific PoE which is under elaboration together with the MoH and the support of WHO

Social Mobilization, Risk Communication and Media

- ◆ Social Mobilization activities continue in the districts conducting the campaign with trained social mobilizers conducting house to house sensitization to reach the communities with information on YF vaccination.
- ◆ UNICEF Social Mobilization team involved in the Drought Emergency project implemented in collaboration with OCHA will support the implementation of the next vaccination campaign synchronizing the water related activities with vaccination in the districts of Ombadja (Cunene province) and Tombwa (Namibe province)
- ◆ Technical assistance in risk communication in the Workshop on the National Distribution of Mosquito bed-nets developed in Luanda (5-6 September) in the integral approach of vector control together with National Malaria Program
- ◆ UNICEF and WHO developed a data collection tool for risk perception in priority areas
- ◆ Weekly partners meeting is held regularly to discuss the epidemiological situation of YF in the country and the next steps to be taken by each partner: WHO, CDC, Red Cross, and Unicef

Case Management :

- ◆ MSF presented his final report to MOH and finalized their support to the Yellow Fever case management. This support was provided to all YF referral Hospitals identified in Luanda, Huambo and Benguela for the management of severe cases. MSF support was crucial for the pillar of case management.

Vector Control

- ◆ Will be implemented the pilot activities in Benguela and Luanda about the use of ovitrap to strengthen the Vector Control activities with the agreement of Angola and the Cuban Cooperation. The participation of a WHO-GOARN expert to support this component available until 8 September
- ◆ Integrated vector control management is being lined-up in collaboration with the Malaria programme.

Special Studies and Assessments

- ◆ INE accepted the protocol prepared by the IM team and will collaborate to follow up the implementation of the coverage survey to be implemented in selected districts of the country
- ◆ An analysis of the response activities in the provinces of Luanda, Moxico, Cunene and Cuando Cubango was done last week for identifying constraints and action points to be addressed by the different pillars of the IM system.

V. Key challenges

- ◆ Support the ongoing campaign in September conditioned to the available of funds for the IM system
- ◆ Complete the vaccination activities in the three districts with low coverage (Dirico, Namacunde and Sumbe)
- ◆ Document the experiences of the contribution of the IM system to the Yellow Fever outbreak response and the lessons learnt by the different pillars
- ◆ Fundraising to complete key activities in the coming two months before the rainy season
- ◆ Prepare a sustainable plan of priority activities for the YF response

For further information please contact:

WHO Representative, Angola : Dr Agudelo Hernando (agudeloh@who.int)

Incident Manager : Dr. Jean Marie Kipela (kipelam@who.int)

Deputy Incident Manager: Dr. Vera Andrade (veraluciagomesdeandrade@gmail.com)

WHO DPC : Dr. Javier Aramburu (aramburuj@who.int)

Support in information: Sr. Ishata Conteh (nimconteh@gmail.com) (UNICEF Consultant)

Data management: Victor Luteganya (luteganyav@who.int)