



Ministry of Health

Kampala, Uganda

Compiled by the Mpox Incident Management Team



Date: January 23, 2025

Summary

Total Confirmed Cases

2,247

New Last 14 Days

535

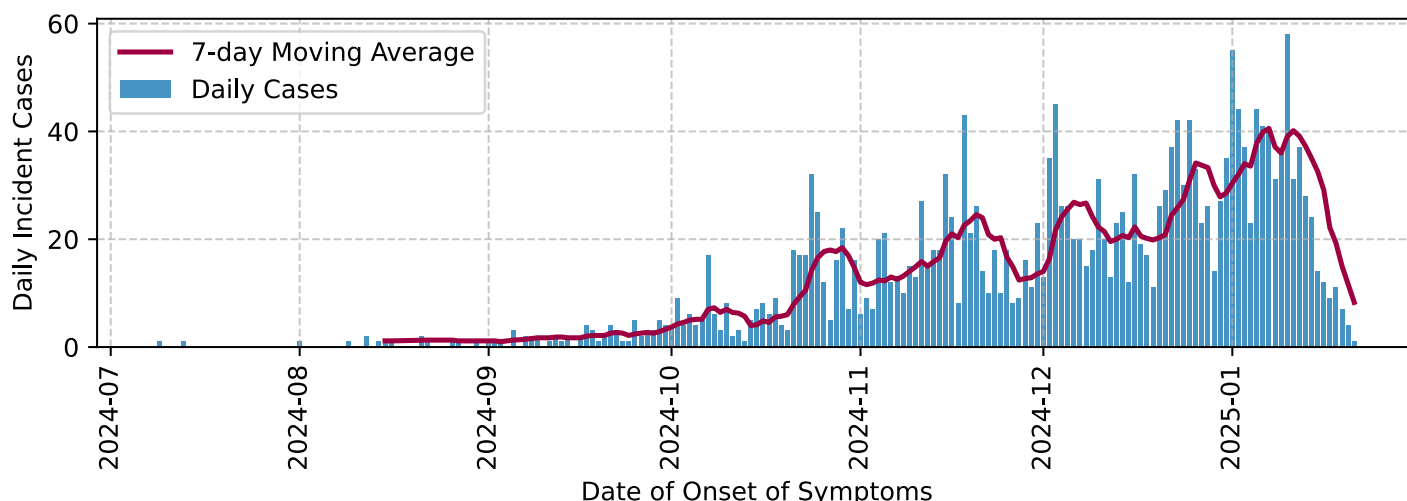
New Last 24 Hours

38

Cumulative Deaths

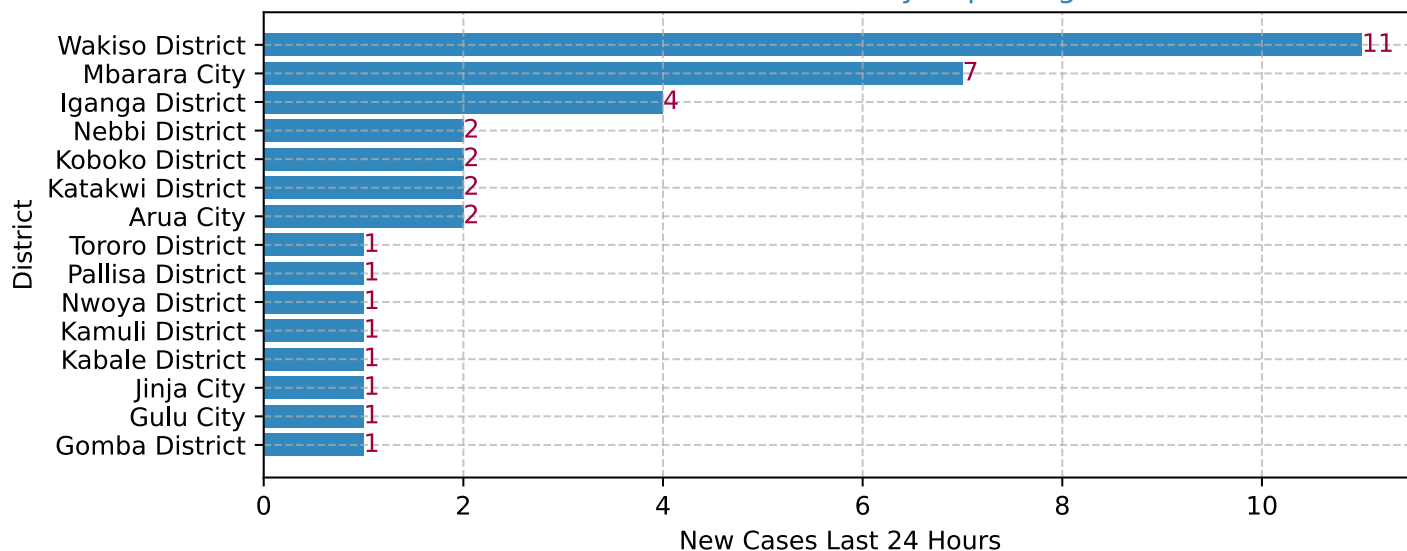
13

Time Distribution: Daily Incident Mpox Cases by Date of Onset



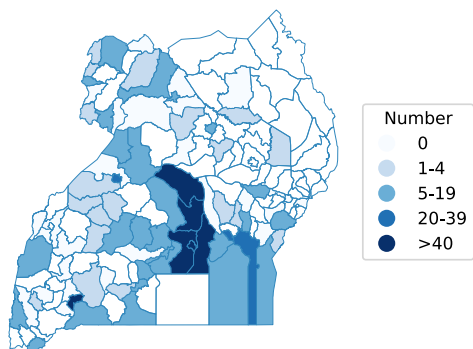
Summary of Districts Reporting Cases Last 24 Hours

New Cases Last 24 Hours by Reporting District



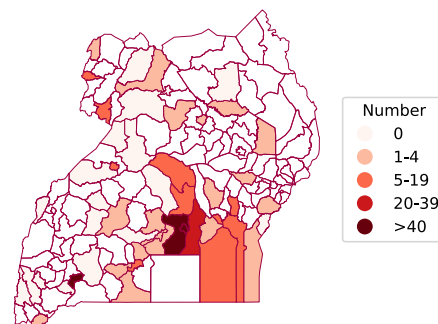
Geographical Distribution: Maps Showing Distribution of Mpox Cases.

Cumulative Mpox Cases by District



Cumulative total number of districts affected: 82

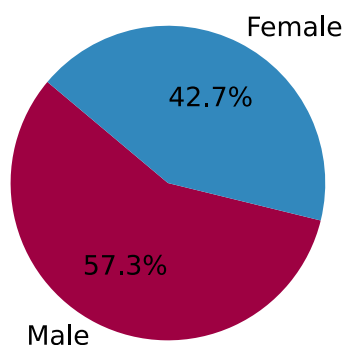
Mpox Cases Reported in Last 21 Days



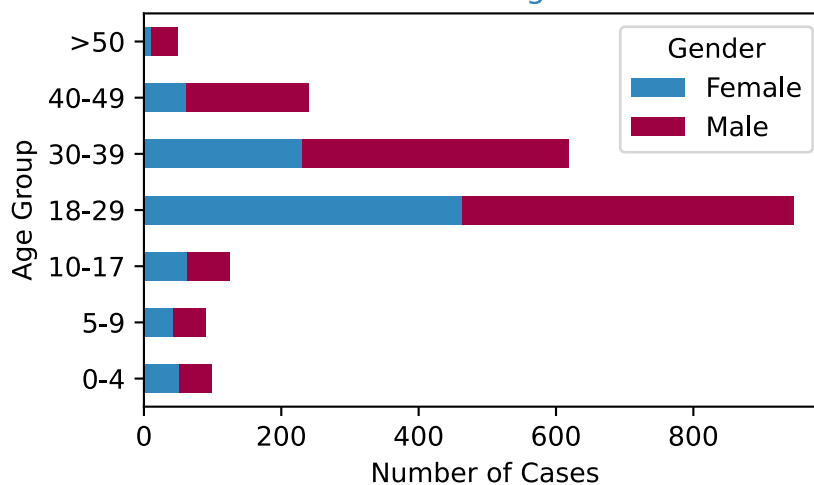
Number of districts with cases last 21 days: 51

Person Distribution: Charts Showing Person Distribution of Mpox Cases

Gender Distribution



Distribution of Age and Sex

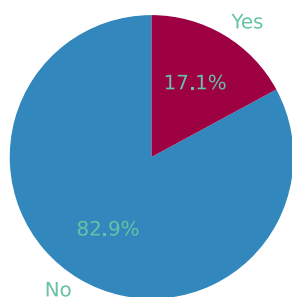


Person Distribution: Table Showing Percentage Distribution by Sex and Age for Districts with >50 Cases

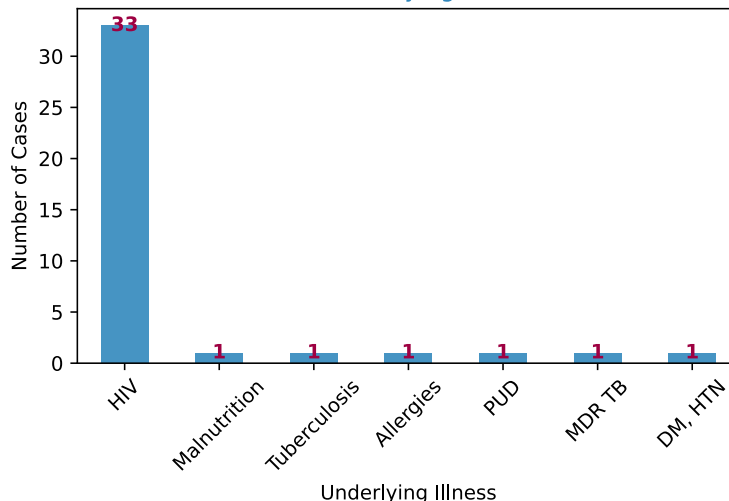
	Age	0-4	5-9	10-17	18-29	30-39	40-49	>50
District	Gender							
	Kampala	Female	1.1%	0.6%	1.8%	20.8%	13.3%	3.0%
	Male	0.9%	1.0%	1.2%	24.9%	20.1%	8.9%	2.0%
Mbarara City	Female	1.2%	0.0%	0.0%	12.9%	14.1%	8.2%	0.0%
	Male	0.0%	0.0%	0.0%	18.8%	24.7%	17.6%	2.4%
Mukono	Female	8.1%	3.2%	0.0%	25.8%	6.5%	3.2%	0.0%
	Male	6.5%	3.2%	4.8%	19.4%	11.3%	4.8%	3.2%
Nakasongola	Female	6.0%	1.2%	4.8%	20.5%	13.3%	2.4%	0.0%
	Male	0.0%	3.6%	8.4%	18.1%	13.3%	7.2%	1.2%
Wakiso	Female	2.4%	0.5%	3.2%	24.8%	9.4%	2.7%	0.5%
	Male	3.8%	2.2%	3.5%	21.8%	15.9%	7.8%	1.3%

Person Characteristics: Distribution of Underlying Conditions

Proportion of Cases with Underlying Illness Present

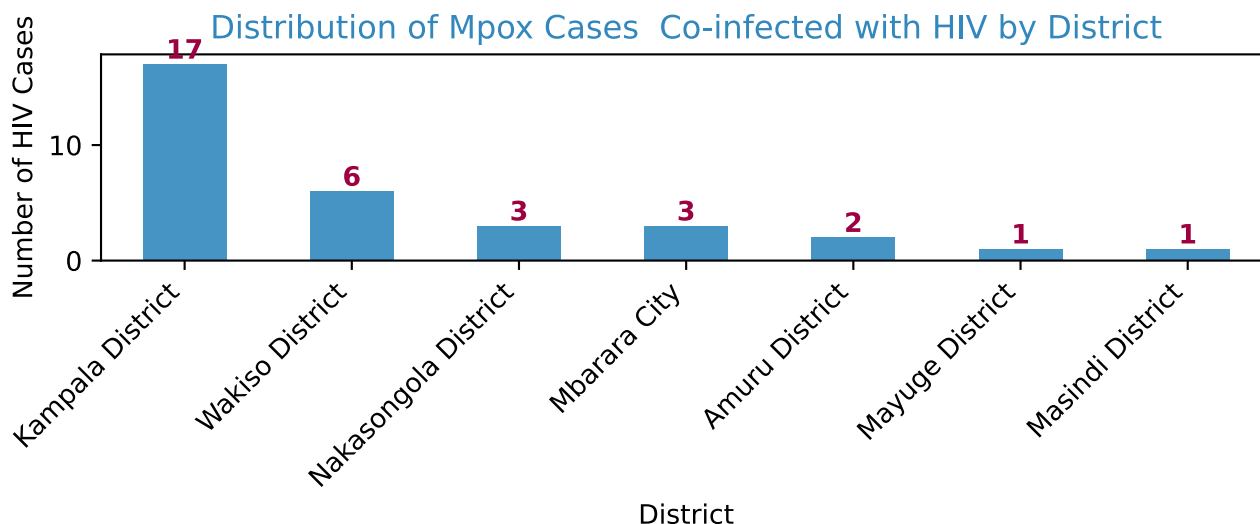


Distribution of Underlying Conditions Listed



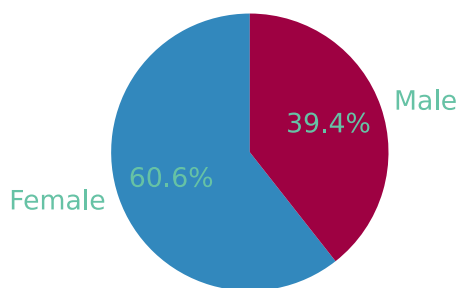
NOTE: The pie chart indicates a higher proportion with underlying conditions because not all conditions were specified

Distribution of Mpox Cases Co-infected with HIV by District

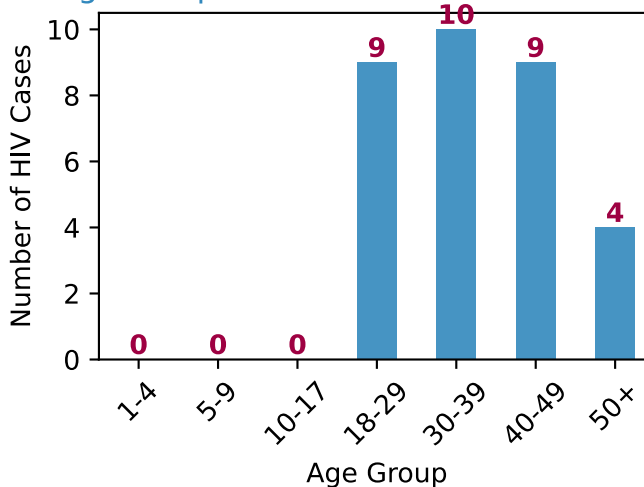


Person Characteristics: Distribution of Mpox Cases Co-infected HIV by Sex-Age

Mpox Cases Co-infected with HIV by Sex



Age of Mpox Cases Co-infected with HIV



Major Activities

1. Weekly Incident management team coordination meeting (every Tuesday)
2. Partner engagement meeting (every Thursday)
3. Pillar specific meetings continue to happen weekly
4. Case investigations are being conducted for all positive cases
5. Case management bi-weekly webinars continue to happen
6. The RCCE pillar continues to analyse and leverage community feedback insights to generate messages